



ಬೃಹತ್ ಬೆಂಗಳೂರು ಮಹಾನಗರ ಪಾಲಿಕೆ
Bruhat Bengaluru Mahanagara Palike



BBMP COVID-19 WAR ROOM 05.06.2022



OVERVIEW OF COVID-19 IN BENGALURU



CASE TRENDS

ACTIVE CASES **2,294**

Confirmed Cases

291

17,88,895 #

Recovered Cases

142

17,69,636 #

Death Cases

1

16,965 #



HOSPITALIZATION

21

ICU – V

-

ICU

4

HDU

-

General

17

INCLUDES GOVT. QUOTA AND PRIVATE WALK-IN HOSPITALIZATION



VACCINATION

24,543

1,92,84,819 #

First Dose

3,703

96,19,993 #

Second Dose

9,641

87,96,738 #

Precaution Dose

11,199

6,39,809 #



TRIAGING

MTU

15

Tele Triage

154



ACTIVE CLUSTERS

12

Budding Clusters

(<5 Cases)

11

Clusters (> 5 cases)

1



TESTING

14,279

3,01,20,005 #

RAT

2,822

RTPCR

11,457

Positivity : 1.62%

*FOR LAST 7 DAYS

: indicates cumulative numbers till date



ABSTRACT OF COVID-19 SCENARIO IN BENGALURU



	MALE			FEMALE			TRANSGENDER			TOTAL		
	Last 24 Hours	Last 7 Days	Cumulative	Last 24 Hours	Last 7 Days	Cumulative	Last 24 Hours	Last 7 Days	Cumulative	Last 24 Hours	Last 7 Days	Cumulative
Positive Cases	157	833	10,58,074	134	682	7,30,630	0	0	191	291	1,515	17,88,895
Recovered Cases	84	723	10,45,604	58	533	7,23,942	0	0	183	142	1,256	17,69,636
Death Cases	0	0	10,745	1	1	6,216	0	0	4	1	1	16,965
Total Tests Done	In Last 24 hrs. : 14,279			In last 7 days : 93,631			Cumulative : 3,01,20,005					
Vaccine Doses Administered	In Last 24 hrs. : 24,543			In last 7 days : 1,16,489			Cumulative : 1,92,84,819					
ACTIVE CASES									2,294			

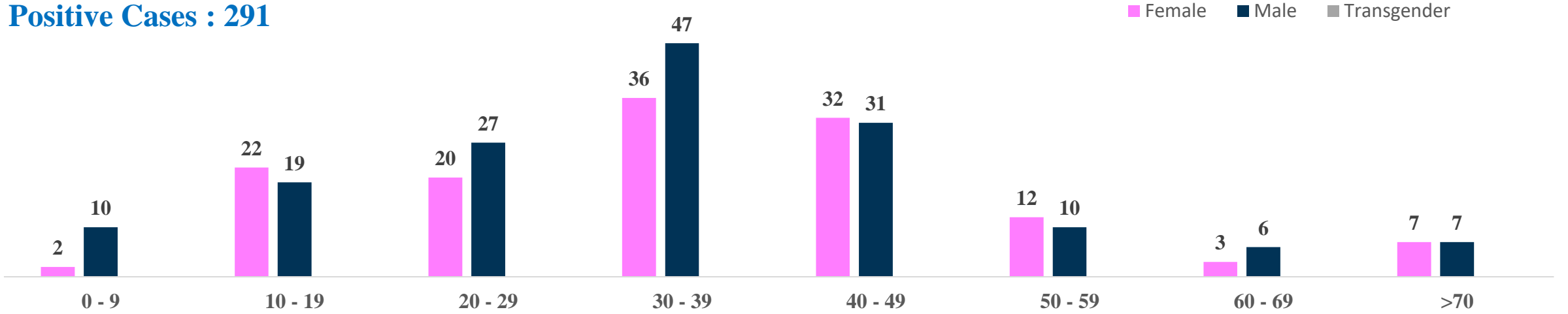
*Covid deaths occurred today : 00 | Covid deaths occurred beyond last 72 hrs., reported today : 01



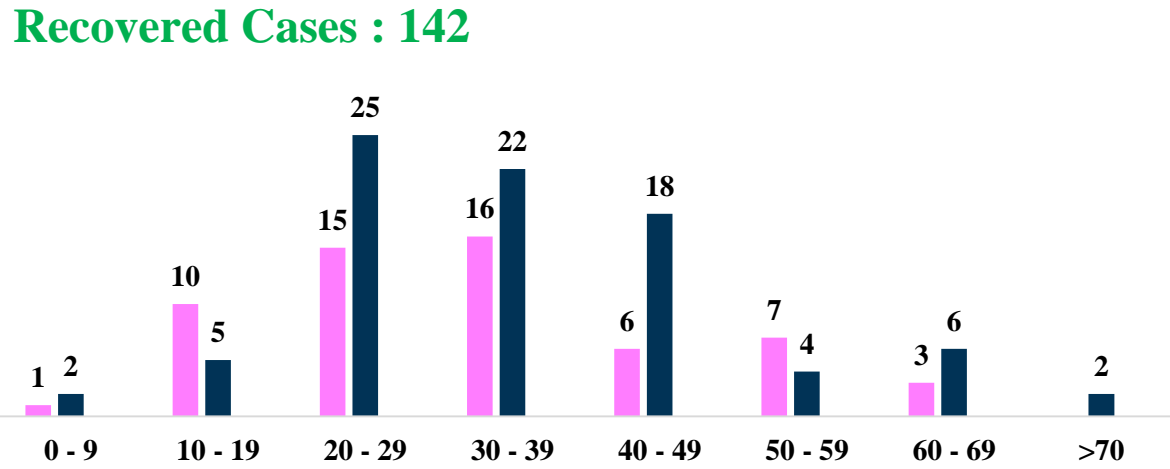
LAST 24 HOURS AGE GROUP AND GENDER WISE DISTRIBUTION




Positive Cases : 291



Recovered Cases : 142

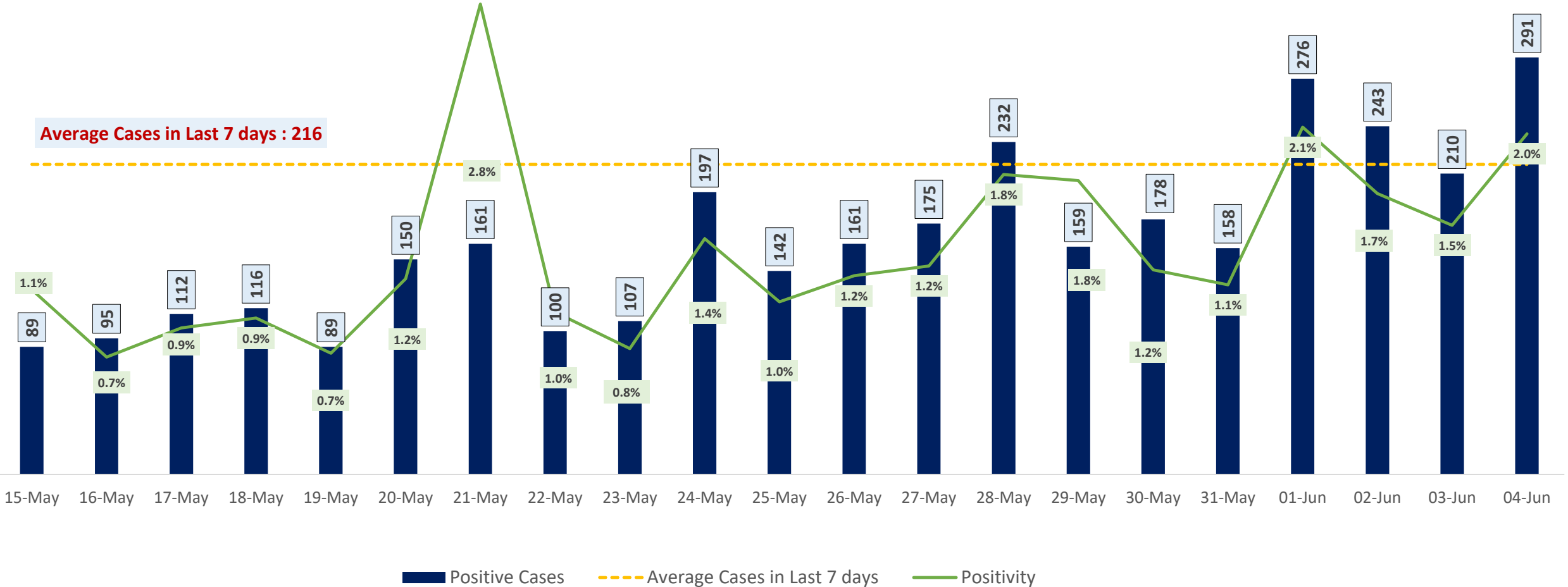


Death Cases : 1





POSITIVITY RATE OF BENGALURU – LAST 21 DAYS

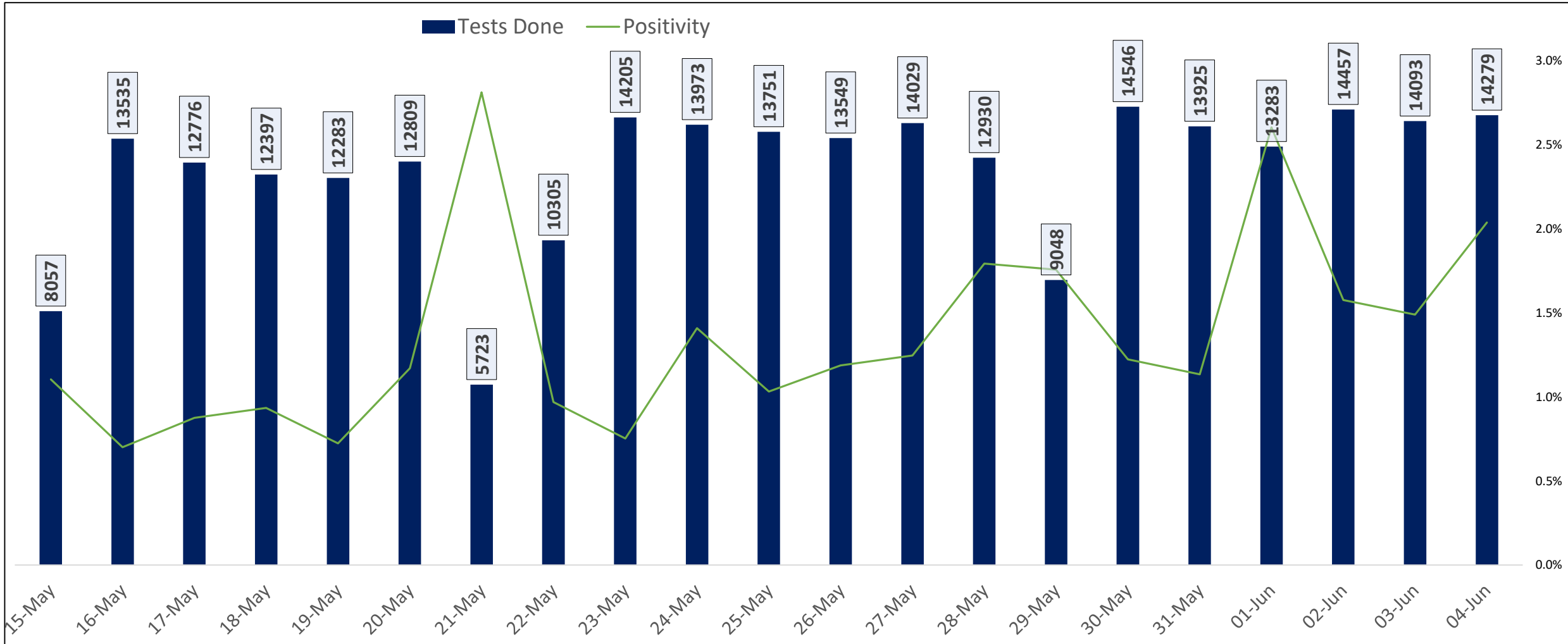




TESTING TRENDS IN BENGALURU



Total Test Conducted Till Date	Test Conducted Last 24 hours	Last 7 Days Average
3,01,20,005	14,279	13,376



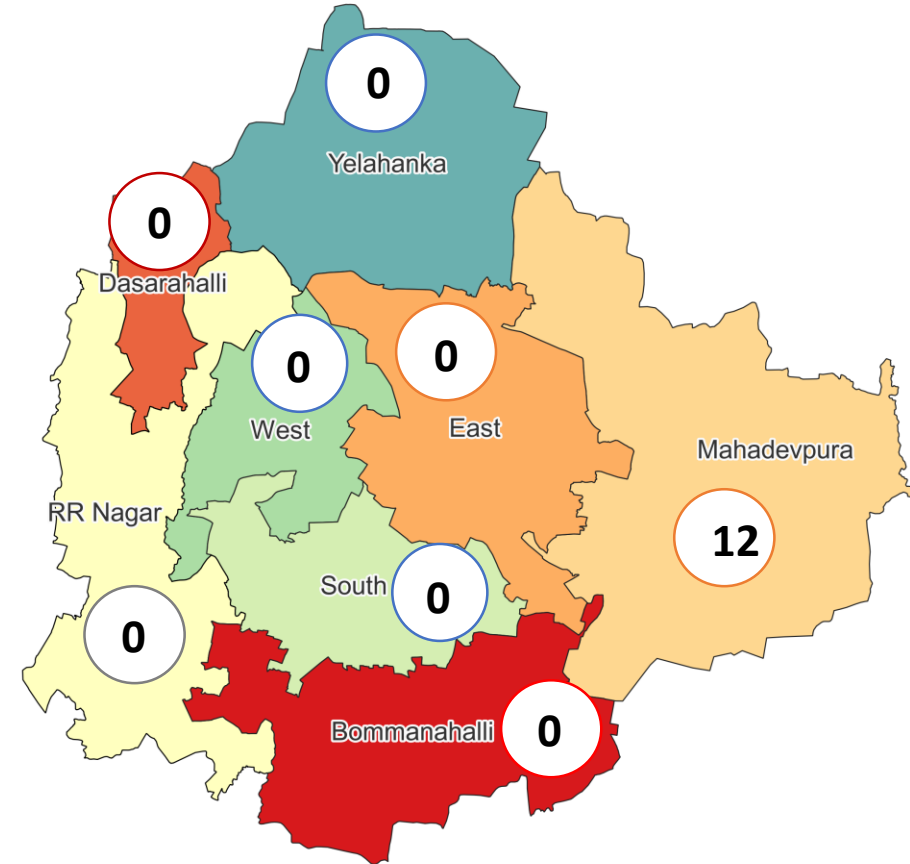


CLUSTER DETAILS



Zone Name	TOTAL CLUSTERS	Budding Clusters	Clusters	Outbreaks
		Less Than 5 Cases	5 To 14 Cases	More Than 14 Cases
BOMMANAHALLI	0 (-)	0 (-)	0 (-)	0 (-)
DASARAHALLI	0 (-)	0 (-)	0 (-)	0 (-)
EAST	0 (-)	0 (-)	0 (-)	0 (-)
MAHADEVPURA	12 (-)	11 (-)	1 (-)	0 (-)
RR NAGAR	0 (-)	0 (-)	0 (-)	0 (-)
SOUTH	0 (-)	0 (-)	0 (-)	0 (-)
WEST	0 (-)	0 (-)	0 (-)	0 (-)
YELAHANKHA	0 (-)	0 (-)	0 (-)	0 (-)
TOTAL	12 (-)	11 (-)	1 (-)	0 (-)

Total Active Clusters



Types of Clusters

Zone Name	Apartments/ Villa	Individual House	Hostels/Quarters	Others	Schools/Colleges
BOMMANAHALLI	0 (-)	0 (-)	0 (-)	0 (-)	0 (-)
DASARAHALLI	0 (-)	0 (-)	0 (-)	0 (-)	0 (-)
EAST	0 (-)	0 (-)	0 (-)	0 (-)	0 (-)
MAHADEVPURA	10 (-)	2 (-)	0 (-)	0 (-)	0 (-)
RR NAGAR	0 (-)	0 (-)	0 (-)	0 (-)	0 (-)
SOUTH	0 (-)	0 (-)	0 (-)	0 (-)	0 (-)
WEST	0 (-)	0 (-)	0 (-)	0 (-)	0 (-)
YELAHANKHA	0 (-)	0 (-)	0 (-)	0 (-)	0 (-)
TOTAL	10 (-)	2 (-)	0 (-)	0 (-)	0 (-)

▲▼ : Shows increase and decrease in numbers as compared to previous day



GOVT. QUOTA COVID BED STATUS AS ON 05.06.2022



SR. NO.	Facility Type	No. of Hospital	Total Allocated Beds for C+ Patients					Occupied Beds for C+ Patients					Net Available Beds for C+ Patients				
			Gen Beds	HDU	ICU Beds	ICU-V	Total	Gen Beds	HDU	ICU Beds	ICU-V	Total	Gen Beds	HDU	ICU Beds	ICU-V	Total
1	Government Medical Colleges	4	120	255	33	27	435	0	0	0	0	0	120	255	33	27	435
2	Government Hospitals	18	637	292	74	95	1,098	0	0	0	0	0	637	292	74	95	1,098
3	Private Medical Colleges	12	178	200	66	35	479	0	0	0	0	0	178	200	66	35	479
4	Private Hospitals	32	181	61	49	42	333	0	0	0	0	0	181	61	49	42	333
5	Covid Care Centre	1	50					0					50				
Total Beds		67	1,166	808	222	199	2,395	0	0	0	0	0	1,166	808	222	199	2,395

* Status as on 05.06.2022 – 05:10 PM

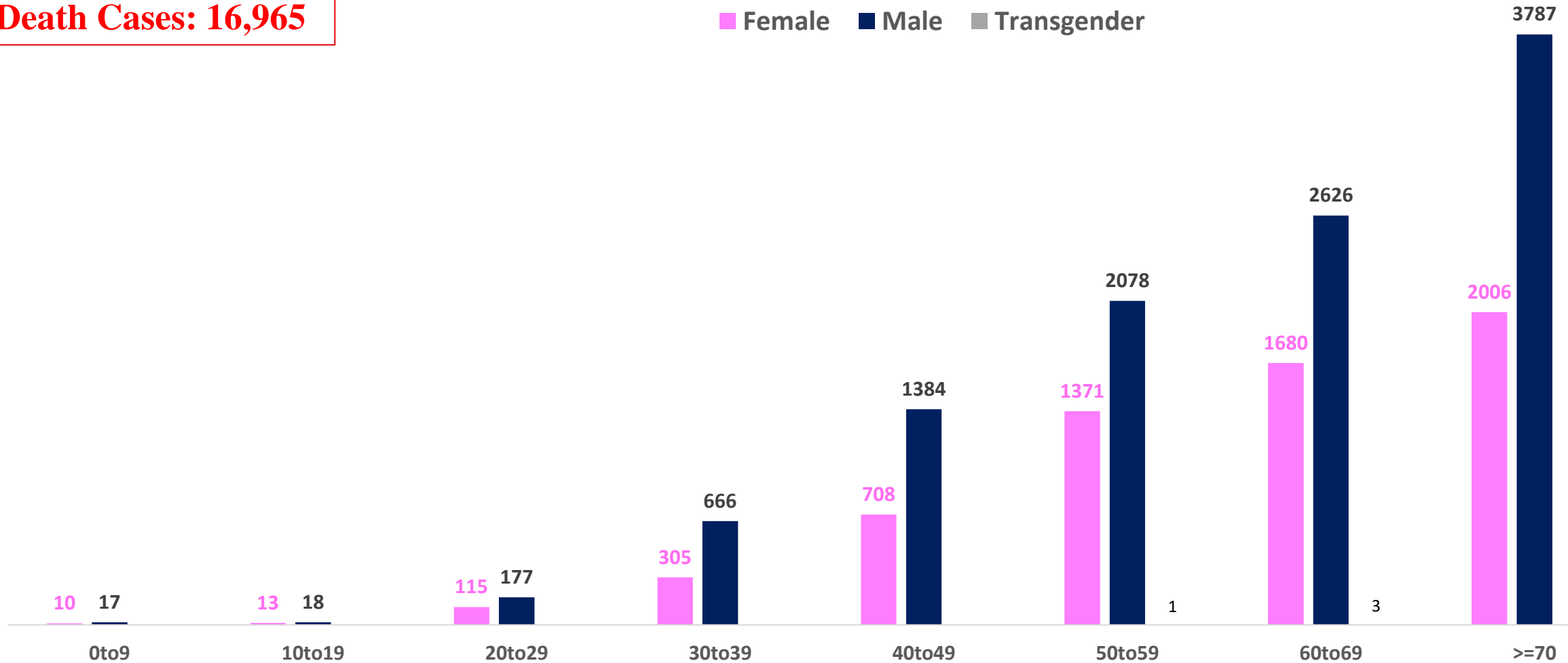


AGE AND GENDER WISE DISTRIBUTION OF DEATH CASES



Death Cases: 16,965

Female Male Transgender





VACCINATION COVERAGE AS ON 04.06.2022

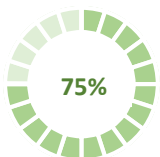
Total Doses Administered

1,92,84,819

▲ 24,543

Total 12-14 years Population : 2.82 Lakhs

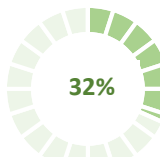
1ST DOSE



2,11,565
Doses administered

▲ 3,059

2ND DOSE

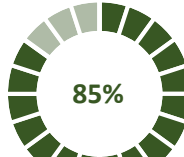


89,139
Doses administered

▲ 3,646

Total 15-18 years Population : 4.42 Lakhs

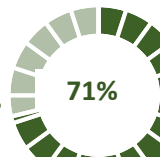
1ST DOSE



3,45,486
Doses administered

▲ 414

2ND DOSE

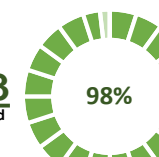


2,89,793
Doses administered

▲ 1,075

Total adult Population : 91.7 Lakhs

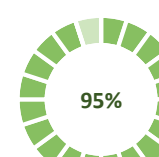
1ST DOSE



90,01,428
Doses administered

▲ 230

2ND DOSE



87,07,599
Doses administered

▲ 4,920

Priority Group*

Health Care Workers

Dose 1

2,10,316

Doses administered

▲ 1

Dose 2

2,06,540

Doses administered

▲ 5

Frontline Workers

Dose 1

3,81,816

Doses administered

▲ 3

Dose 2

3,72,619

Doses administered

▲ 6

45 – 59 Years Coverage

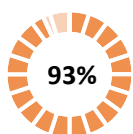
Dose 1



16,93,942
Doses administered

▲ 23

Dose 2

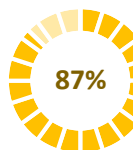


16,52,501
Doses administered

▲ 489

18 - 44 Years Coverage

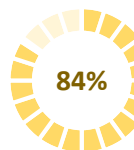
Dose 1



57,35,759
Doses administered

▲ 189

Dose 2



55,26,434
Doses administered

▲ 4,210

60 + Years Coverage

Dose 1



9,79,595
Doses administered

▲ 14

Dose 2



9,49,505
Doses administered

▲ 210

PRECAUTION DOSE



6,39,809

Doses administered

▲ 11,199

PRECAUTION DOSES ADMINISTERED

Health Care Workers

78,944

Booster Doses administered

▲ 273

Front Line Workers

84,534

Booster Doses administered

▲ 922

60 + Years Coverage

3,29,542

Booster Doses administered

▲ 1,352

18 + Years Coverage

1,46,789

Booster Doses administered

▲ 8,652

▲ indicates the increase in last 24 hours



COVID-19 SCENARIO IN BENGALURU AND OTHER METROPOLITIAN CITIES



CITY NAME	Positive Cases	Active Cases	Recovered	Deceased	Vaccine Doses Administered
New Delhi	19,08,387	1,467	18,80,708	26,212	3,43,78,207
Bengaluru*	17,88,895	2,294	17,69,636	16,965	2,21,64,109
Mumbai	10,67,975	4,294	10,44,113	19,568	2,11,48,512
Chennai	7,52,794	431	7,43,295	9,068	1,05,52,117
Kolkata	4,47,192	272	4,41,264	5,656	1,01,87,471

Source : <https://dashboard.cowin.gov.in/> at 5:10pm (05.06.2022)
Source : <https://www.covid19bharat.org/> at 5:10 pm (05.06.2022)

*includes BBMP & Bengaluru Urban



SNAPSHOT OF COVID-19 CASES IN BENGALURU URBAN



**Total Wards With
< =5 Cases* :
159**

**Tests Conducted
On 04.06.2022:
14,279**

**Recovery
Rate:
98.92%**

**Total
Active Cases :
2,294**

**Total Vaccinated on
04.06.2022:
24,543**

**Positivity
Rate* :
1.62%**

**Active
Rate:
0.13%**

**Case
Fatality Rate* :
0.07**



*Total positive cases In the past 7 days

*CFR and positivity is for Past 7 days



ಬೃಹತ್ ಬೆಂಗಳೂರು ಮಹಾನಗರ ಪಾಲಿಕೆ
Bruhat Bengaluru Mahanagara Palike



Download BBMP Bulletin	https://apps.bbmpgov.in/covid19/mediabulletin.php
For BBMPCovid19 Bed Status:	https://apps.bbmpgov.in/covid19/en/Bedstatus.php
To register for vaccination :	https://selfregistration.cowin.gov.in/
BBMP COVID19 Dashboard:	https://apps.bbmpgov.in/covid19/
Follow us on:	 www.facebook.com/bbmp.comm1/
	 twitter.com/BBMPCOMM

Issued by:

Honorable Chief Commissioner, BBMP
Special Commissioner Health & IT, BBMP
MD, Bengaluru Smart City Limited

THANK YOU !

